



Oak Hill School Programming 2021/2022

General Information



- ***As of August 31, 2020, Oak Hill School has returned to full in-person instruction. This model is supported by more intensive mitigation strategies and specific monitoring, containment, different learning model plans, and developed "Health and Safety" and "Programming" protocols.***
- Educational instruction other than full time in-person instruction will be based on PPT determination and documentation will be outlined within the IEP or based on health and safety needs.

General Information



In-Person Learning Model: Oak Hill School Programming is aligned with “Adapt, Advance, Achieve: CT’s Plan to Learn and Grow Together”.

Compliance: Oak Hill School (OHS) locations comply with the State Department of Education (SDE) and with the CDC Decision Tool available here;

<https://www.cdc.gov/coronavirus/2019-ncov/community/schools-childcare/index.html>

<https://portal.ct.gov/-/media/SDE/COVID-19/FallMitigationGuidance.pdf>

Suspending In-Person Classes: Oak Hill School Chief Administrator, may suspend in-person classes at any time due to health & safety needs.

Any changes to current protocols will be communicated to the school community via PowerSchool messenger and posted on Oak Hill Website.

Compliance Liaison



Compliance Liaison: Mark Hedrick, Senior Director of Education serves as COVID-19 Compliance Liaison.

Mark can be contacted via email mark.hedrick@oakhillct.org or by phone 860.543.4473

Medical Professional



Health and Safety Compliance Liaison:

Joann Diaz, Health Services Coordinator serves as our Health and Safety Compliance Liaison for all COVID-19 related health matters for both staff and students.

Joann can be contacted via email joann.diaz@oakhillct.org or by phone 860.280.7145

- Priority Access for our Student Population: Oak Hill School has developed a consistent policy for its approach to priority access should there be future closures.

Policy & Procedure Title: Priority Access for Students during the COVID-19 Pandemic		
Category: Oak Hill School		
Origin Date: 6/04/2020	Last Review Date: 06/10/2020	Effective Date: 07/01/2020
Keywords: COVID-19, ESY, Priority Access, Special Education		

Scope:

Oak Hill School

Purpose

Oak Hill School, aligned with school districts, must provide a free and appropriate public education (FAPE). This mandate must be implemented consistent with the need to protect the health and safety of students, as well as those individuals providing education, specialized instruction, and related services to these students. Present exceptional circumstances may affect how special education and related services are provided.

Oak Hill School is a year-round program. In order to keep staff and students safe and in line with State and Federal regulations and guidance, Oak Hill School may not be able to provide all services in the same manner that they are typically provided. Federal disability law allows for flexibility in determining how to meet the individualized needs of students receiving special education services.

All members of Oak Hill School community consider what is reasonable, appropriate, and equitable under the current circumstances and public health restrictions. In addition to the potential challenge of securing the necessary staff and personal protective equipment to provide comprehensive in-person services, local restrictions and/or guidance from other state agencies may impact Oak Hill School's ability to provide educational services as designed. Moreover, parents and students may have concerns or issues related to transportation, classroom instruction and safety requirements. As a result, services will be delivered virtually or as a Blended Learning Model; providing in-person and virtual learning opportunity at the same time. Oak Hill School is committed to providing regular updates and consistent communication to parents and all stakeholders related to provision of services.

Oak Hill School developed a consistent policy for its approach to priority access that is consistent with the public health and safety requirements. In-person school programming will prioritize students who require the most learning recovery support.

Policy

Priority access for Oak Hill students is determined using following criteria:

Stage 1- Students that have behavioral concerns that cannot be safely managed at home.

Stage 2- Students that require additional in-home supports to maintain safety.

Stage 3- Students that have not accessed remote learning.

Stage 4- Students that have not benefited from distance learning.

Stage 5- All students return

Visitor Protocol

Visitor Protocol

1. Will present a picture I.D.
2. Will wear supplied KN95 mask
3. Will perform 20 second hand- washing or use hand sanitizer
4. Will present the purpose of the visit for a student's educational needs
5. Will fill out Covid-19 questionnaire
6. Will conduct temperature screening
7. Will adhere to 3' social distance

Programming Instruction



- Oak Hill School program provides meaningful and functional academic and enrichment-based opportunities for students. Oak Hill School program will be even more important to students, as well as districts to provide FAPE for our shared students through innovative approaches to learning for reopening and beyond. For the purpose of preparedness, OHS has developed three plans to consider for different scenarios.

Programming Instruction



- The focused instruction will be on targeted knowledge and skills students need for success moving forward.
- Learner-Focused approach: to assess each student in the areas of: functional academics (reading, math), behavioral, social emotional, vocational, and activities of daily living to identify gaps and develop targeted individualized learning plans and programming needs.

Programming Instruction



- Oak Hill School provides instructions through thematic, project-based, real-world opportunities that deepen students' conceptual understanding of key content and generalization.

Programming Instruction

- Learner Demonstrated: Oak Hill School provides acceleration, enrichment and personalized instruction within multiple and varied ways for students to access, engage with, and demonstrate their learning through varying functional and meaningful modalities i.e. independent projects, outdoor activities, and curricular groups.
- Oak Hill School encourages meaningful alternatives to screen time by implementing play based or offline learning utilizing everyday household items and functional hands-on activities.
- Oak Hill School provides meaningful programming focused on the continued acceleration or enrichment learning for all students, utilizing activities including art therapy, music therapy, yoga, movement, and vocational experiences.

Programming Instruction



- Learner-Focused approach: to assess each student in the areas of: functional academics (reading, math), behavioral, social emotional, vocational, and activities of daily living to identify gaps and develop targeted individualized learning plans and programming needs.

Programming Instruction



- Clear expectations and consistent routines and structures are developed to help teachers and students demonstrate growth and succeed.

Learning Model IEP Implementation Plan

Student: _____ SASID: _____ School: _____ Special Education Case Manager: _____

Plan based on IEP dated: _____ Date plan implemented: _____ Date plan revised:

Specially Designed Instruction/ Related Service	Supporting IEP Goal(s) #	Description of Model (full in-school, hybrid, remote), Mode(s) (in person/remote), and Manner(s) in which the Service will be delivered (how and where), only if different from the IEP <small>*Districts may provide supplemental information to parents (e.g., student schedules)</small>	Frequency/ Duration	Service Implementer(s)


	Individual Student Schedule for remote learning	
Time	Activity	Objectives/Materials
8:30-9:30 [60 minutes]	Breakfast and Hygiene	Hygiene materials, Sequencing Charts,
9:30-10:00 [30 minutes]	Morning Meeting	Zoom Link: Daily reading, Weather, Name materials
10:00-10:15 [15 minutes]	Break	Learning Readiness Guideline activities
10:15-10:45 [30 minutes]	Functional Academics	Tactile Reading Materials, Large Print, Comprehension Books,
10:45-11:00 [15 minutes]	Snack	Snack Materials, Sequencing Charts
11:00-11:30 [30 minutes]	Functional Academics	Math Materials, Money, Clocks, Calculator
11:30-12:30 [60 minutes]	Lunch/Recreation	Lunch materials, Sequencing chart, Recreation activities
12:30 – 1:00 [30 minutes]	Social Reading Group	Zoom Link, Emotions checklist
1:00 – 1:30 [30 minutes]	Online Learning	Zoom meeting link, Hands-on materials
1:30-2:00 [30 minutes]	Thematic Group	Thematic Materials, Visuals to support
2:00-2:30 [30 minutes]	Afternoon Meeting	Zoom meeting link, Materials, Visuals

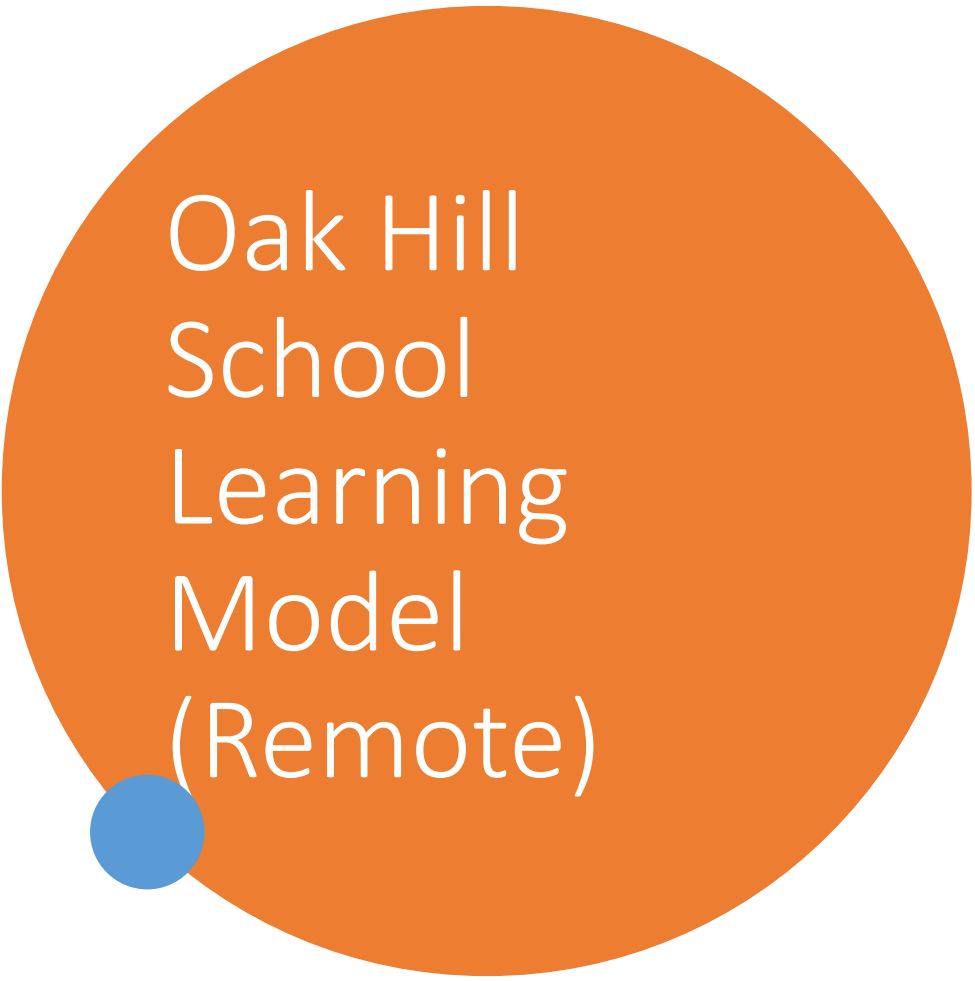

Programming Instruction

Oak Hill operates in an In-Person Learning Model and offers Blended Learning

Blended learning is defined as learning that combines online digital media with classroom methods, with some element of student control over time, place, path, or pace. Blended learning can take place on site, on campus, in a single classroom, or in remote settings.

- Educational instruction other than full time in person instruction will be based on PPT determination and documentation will be outlined within the IEP or based on health and safety risks.
- When remote, scheduled daily check-in and check-out procedures to maintain connections and engagement are in place. This will be documented accordingly in the student information system for reference. Considerations are made for in-person learning to maintain proper social distancing guidelines.
- Documentation of student programming opportunities may include: attendance, instructional methods, participation, communication amongst team members. Additionally, this will also be documented in the student's Individual Implementation Plan and Oak Hill School's student information system (SIS).
- Teaching through recorded video are in place, when applicable, engaging learners with their teacher's voice.
- Students' social and emotional development needs are addressed through regular communication, individualized supports, and the use of trauma-informed pedagogical techniques
- Students and their families are supported during all models of learning through regular communication by teachers and related service professionals, access to online resources and virtual learning platforms and technology necessary to engage in learning.
- **All identified high priority students will attend full time in person regardless of the learning model.**
- Alternative programming includes but is not limited to: virtual learning, blended learning model, Microsoft Teams/Zoom live lessons or recorded lessons, Google classroom. Individual Education Plan and schedules are developed for each student to ensure routines. Physical space considerations have been made to assist students in accessing their learning, such as site-based vocational activities and access to personalized instruction via virtual means. These will be delivered by professional staff with assistance from adult support staff.
- Personalized instruction includes: Thematic Projects, Virtual Curricular Groups, Virtual Music and Art Therapy, Community outings following CDC and CSDE guidelines, site-based vocational opportunities, recreation and leisure activities, outdoor activities and independent projects. Additionally, content sent home by teachers provides functional and meaningful alternatives to screen time. Some of these include: recipes, board games, gardening, science projects, movement and stretching activities.





Oak Hill School Learning Model (Remote)

- **25% or more of staff/students identified as a PUI** in any classroom indicates a potential outbreak and therefore will change the learning model from in-person to remote.
 - PUI is defined as:
 - Individual tests positive for COVID
 - Individual with COVID symptoms regardless of vaccination status
 - Individual who is not vaccinated and has direct exposure to a positive COVID

Personal Protection



- **EXECUTIVE ORDER NO. 13A**
<https://portal.ct.gov/-/media/Office-of-the-Governor/Executive-Orders/Lamont-Executive-Orders/Executive-Order-No-13A.pdf>
- Wearing face coverings or masks: All students and school personnel, unless otherwise exempt, must always use a face mask while inside school locations. Face covering includes cloth face covering or face masks. This requirement also applies to parents dropping off or picking up children. Instructions for the use of face masks or coverings are available from the CDC. The following individuals are exempt from this requirement per CDC guidelines: – Anyone for whom use of a face mask would be contrary to his or her health or safety because of a medical condition; – A child whose parent, guardian or person responsible for the child is unable to remove the face mask safely on their face.

Personal Protection



- In addition, educators that can maintain a minimum of three-foot distance with students and determine that removing their face covering is critical for instruction, can consider removing their face covering. Students with special healthcare needs who may require any process that utilizes airborne precautions or a condition that creates uncontrolled respiratory secretions must have a medical treatment authorization from their healthcare provider.
- Face shields should be used by staff who are involved in aerosol-generating procedures, staff who support students with special healthcare needs, or by students during speech and language exercises when face coverings/masks are not appropriate for the activity

All students are required to wear masks in accordance with State and Federal guidelines unless there is a medical exemption on file. The team will develop individualized behavior strategies for students that have difficulty maintaining mask wearing. Prior to asking a student to wear a mask the IDT team needs to meet on each student to determine the student's level of independence in wearing a mask, including placement and removal and how a mask can be safely removed during PMT/physical interventions. If the mask cannot be removed safely prior to any physical intervention, then the student will not be required to wear the mask. No student will be required to wear a mask if it is counter-indicated due to a medical concern. If a student wears a mask, the mask **MUST BE REMOVED PRIOR TO IMPLEMENTING ANY RESTRICTIVE PMT TECHNIQUES.**

Personal Protection- Expectations on students and masks

Personal Protection- Mask Strategies for Students

Do's	Don'ts
Model wearing a mask per school rules	Insist the student puts a mask on
Keep masks visibly available for students	Make a reinforcer contingent on mask use
Create individualized masks with the students (Have the student decorate their mask; use emojis!)	Penalize a student for not wearing a mask
Ongoing education on all safety practices	Get into a power struggle over mask use
Do a self-awareness check before engaging with a student who is not wearing a mask	Admonish a student for not wearing a mask
Let your supervisor know if you feel you can't support a student who is not wearing a mask	Go it alone!!

Personal Protection-Face Coverings/Masks

COVID-19 spreads mainly from person to person through respiratory droplets produced when an infected person coughs, sneezes, or talks. These droplets can land in the mouths or noses of people who are nearby or possibly be inhaled into the lungs. [Studies and evidence](#) on infection control report that these droplets usually travel around 6 feet (about two arms lengths).



Wear cloth face coverings in public settings where other social distancing measures are difficult to maintain, such as grocery stores, pharmacies, and gas stations.



Cloth face coverings may slow the spread of the virus and help people who may have the virus and do not know it from transmitting it to others.



Cloth face coverings can be made from household items.

Personal Protection-Face Coverings/Masks

Steps to put on mask:

- Wash your hands before putting on your face covering
- Put it over your nose and mouth and secure it under your chin
- Try to fit it snugly against the sides of your face
- Make sure you can breathe easily



Steps to remove mask:

- Untie the strings behind your head or stretch the ear loops
- Handle only by the ear loops or ties
- Fold outside corners together
- Place covering in the washing machine
- Be careful not to touch your eyes, nose, and mouth when removing and wash hands immediately after

Personal Protection Equipment-Providing Face Covering



- Oak Hill School will provide face coverings for those who are in need.
- Personal protection equipment (PPE) will be provided to staff members in order to perform their duties.

Use of Face Shields



- Face Shields: Face shields protect the eyes, nose and mouth from contamination from respiratory droplets, along with masks or respirators.
- Face shields should be used by staff (such as classroom nurses) who are involved in aerosol generating procedures such as, provision of oxygen via high-flow nasal cannula, nebulizer treatments, and open suctioning.
- Face shields worn with face masks, may also be used by staff who support students with special healthcare needs (who are not able to wear masks and who may need assistance with activities of daily living, such as toileting, eating).
- Face shields may also be worn by students during speech and language exercises when face coverings/masks are not appropriate for the activity

Use of N-95 Masks



N95 masks:

- These masks must be properly fitted to the wearer to ensure the effectiveness of the mask.
- Staff engaged in providing aerosol-generating procedures such as, provision of oxygen via nasal cannula, nebulizer treatments, and open suctioning.

N-95 Replacement Masks



- When a N-95 mask becomes soiled or defective, staff is to notify their director to obtain a new one.
- If the staff finds that their mask is not fitting properly, they must notify their director for instructions of refitting.
- Covid-19 Virus loses its viability significantly after 72 hours. A mask that has not been soiled or has had little to no viral contamination can be worn for further duration until mask does not fit properly or becomes soiled



Steps to put on a N95 mask:

- Perform hand hygiene
- Hold the respirator in the palm of your hand with the straps facing the floor.
- Place the N95 respirator on your face covering your nose and mouth.
- Pull the bottom strap up and over top of your head and put it behind your head below your ears.
- Take the upper strap and put it behind your head towards the crown of your head.
- Mold the nose piece of the respirator over the bridge of your nose to obtain a tight seal.
- Always follow the manufacturer's instructions for wearing a respirator. Perform a fit check to ensure there is a good seal against the skin.

Steps to remove N95 mask:

- Do not touch the front of the respirator.
- Tilt your head forward.
- Use two hands to grab the bottom strap, pull to the sides, then over your head.
- Use both hands to grab the upper strap, pull to the sides, then over your head.
- Keep tension on the upper strap as you remove it, which will let the mask fall forward.
- Perform hand hygiene.

Steps to put on a face shield:

- Perform hand hygiene
- Bending forward, hold on to the face shield with both hands, expand the elastic with your thumbs and place the elastic behind your head, so that the foam rests on your forehead.
- Once the shield is situated, check to make sure it covers the front and sides of the face and no areas are left uncovered.

Steps to remove face shield:

- Tilt your head forward slightly, grab the strap at the temples and pull it forward and over your head, which will let the face shield fall from your face.
- Perform Hand Hygiene



Physical Space-Social Distancing

Teachers and clinical staff will provide support to students for understanding social distancing expectations at a developmentally appropriate level. Strategies include social stories and play activities. We recognize that many students will want to cross social distancing boundaries and that redirecting in a sensitive and respectful way is crucial.



Social distancing will be possible for some students, however for many students social distancing with staff will not be possible.



Classrooms will develop social communication norms that support engagement and maintain a welcoming and positive school climate while following distancing

Physical Space Setup



- Oak Hill School will follow CDC and SDE recommendations for group sizes to comply with social distancing guidelines.
- Oak Hill School continues the efforts to maximize distance between students to the extent feasible, with a minimum of three feet distance. Staff must not congregate in any common areas if they cannot maintain a minimum of three feet social distancing

Physical Space Setup



Social Distancing of three feet unless in cases of:

- Students with special health care needs or disabilities who may require direct contact (i. e. assisting with toileting or ambulation).
- Conducting health screenings (i.e. utilizing screening tool. In this circumstance, appropriate face coverings and other protection should be available and utilized (as described in other sections, slide 63)

Physical Space Setup



- Oak Hill School will follow CDC and SDE recommendations for group sizes to comply with social distancing guidelines.
- Oak Hill School continues the efforts to maximize distance between students to the extent feasible, with a minimum of three feet distance. Staff must not congregate in any common areas if they cannot maintain minimum three feet social distance.

Distancing strategies:

- Appropriate social distancing strategies will be implemented allowing for a minimum of 3 feet of physical distance between individuals.
- To ensure appropriate social distancing, Oak Hill School has reconfigured learning spaces to meet CDC requirements, including clearly marked signage to remind of social distancing guidelines, markings on the floor to indicate safe distances, rearranging and separating student workspace, staggering arrival and dismissal times, scheduling students to move between areas to reduce occurrences of close contact.

Physical Space Setup



Storage:

- Oak Hill School students will have access to a personal and labeled storage containers or lockers for their personal belongings.

Physical Space Setup-Ventilation



Oak Hill will implement policies and procedures for each facility's heating, ventilation and air condition(HVAC) system and ensure:


- The HVAC system(s) is used in accordance with the manufactures' instruction and design specification of HVAC systems.
- All air filters are rated (MERV) 13 or higher and are changed bimonthly
- All intake ports that provide outside air to the HVAC system(s) are cleaned, maintained, and cleared of any debris that may affect the function and performance of the HVAC system(s).
- Placing fan in window (exhaust) when aerosol device used and after completed task , air out 2 hours after treatment.
- In rooms that do not have forced air HVAC systems window ventilation will provide fresh air to the space.

Cleaning Procedures:



- DPH advises that routine daily cleaning of schools (consistent with standard school cleaning practices), and regular daily (or more frequent if that represents past standard practice in schools) cleaning and disinfection of bathrooms, locker rooms, cafeterias, and health offices, is sufficient to prevent transmission of SARS-CoV-2 from surfaces in PreK-12 schools. In extreme cases where an individual with known COVID-19 and active respiratory symptoms (e.g., persistent coughing, frequent sneezing) was present for an extended period of time in an area, particularly if it is suspected that a mask was not worn consistently or correctly by that individual. Cleaning and disinfection of the area as an added precaution should be done if the area is to be reoccupied within 24 hours.
- Follow CDC's guidelines on cleaning and disinfecting in school buildings. https://portal.ct.gov/-/media/SDE/Digest/2021-22/Interim-Fall-Guidance_DPH_CSDE_07252021.pdf

Physical Space Setup:

The logo for Oak Hill School, featuring a stylized figure in blue and red with arms raised, holding a book and a tablet.

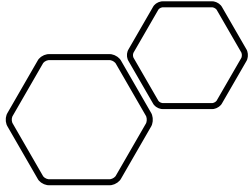
Bus transportation: In cases when Oak Hill School transports students, a bus monitor and driver will be present to monitor student density and ensure the use of face masks. Continue to provide as much ventilation as possible by opening windows whenever possible.

No more than one student seated per row. Face masks for all that can remove them independently on bus rides.

Cleaning protocols must be communicated to all staff, including measures to prevent harmful human exposure to chemicals.

Bus Drivers and bus monitors must wear face masks at all times.





Physical Space Setup: Van Cleaning Protocol

Ensure that cleaning procedures are followed consistently including the provision of adequate ventilation when chemicals are being used. Doors and windows should remain open when cleaning the vehicle. Use of proper protective equipment, when necessary, should be worn.



Soap and water is sufficient for all surfaces including hard seats, arm rests, door handles, seat belt buckles, light and air controls, doors and windows, and grab handles. [EPA's Registered Antimicrobial Products for Use Against COVID-19](#). Follow the manufacturer's instructions for concentration, application method, and contact time for all cleaning products.



[Diluted household bleach solutions](#) prepared according to Oak Hill policy when necessary for specific exposures.

Meal Prep: Student Meals



- Oak Hill School provides meals for students as needed. All staff and students will adhere to the meal and snack protocols as outlined below.
- Staff and students can prep meals for students to prepare for heating or cooking.
- Students who bring meals from home will have all reusable containers or items returned home for cleaning. They will be placed directly into the lunch box.
- All public health and safety guidelines for social distancing will be followed during mealtime.

Meal Prep: Student Meals



Steps to prepare:

- Students will perform Hand Hygiene
- Ensure all cooking items are sanitized in the dishwasher
- Prep food
- Sanitize all cooking items in dishwasher.

Meal Prep



- Standard precautions will be maintained for all staff prepping meals
- Will wear proper PPE including gloves, face mask, hair tied back or hair covering
- Perform hand hygiene prior to food preparation and immediately after

Clinical Team Covid-19 Protocols

- The teams must review the supervision requirements and consider environmental changes in the classroom that support social distancing. Arm's length supervision will be maintained where determined necessary for the student's safety by the IDT.

Clinical Team Covid-19 Protocols- Expectations on Participation

Oak Hill School philosophy and Attachment Self-Regulation and Competency (ARC) principles support flexibility in expectations on participation depending on a student's emotional availability and behavior.

Staff must be attuned to the needs of the student and work with the teachers to adjust the expectations regarding student work and the class schedule.

Being attuned to the student means being aware of any precursor behaviors or indicators, as identified in the behavior plan, and being aware of any other changes in the student's presentation that could indicate a need for adjusting the activity. Choices for activities will be available to promote this flexibility.

Clinical Team Covid-19 Protocols-Social/Emotional Needs and Supportive Culture

Oak Hill School is aware of the need to build and rebuild the sense of community and closeness that existed prior to COVID-19.

Students will not be able to participate in the close groups that typically would help to facilitate building of relationships. In order to build relationships within this more limited environment, students will have the opportunity to engage in preferred activities to reduce anxiety.

Outdoor activities should be part of the student's schedule to promote wellbeing while reducing the risk for transmission. Instruction should include relationship building.

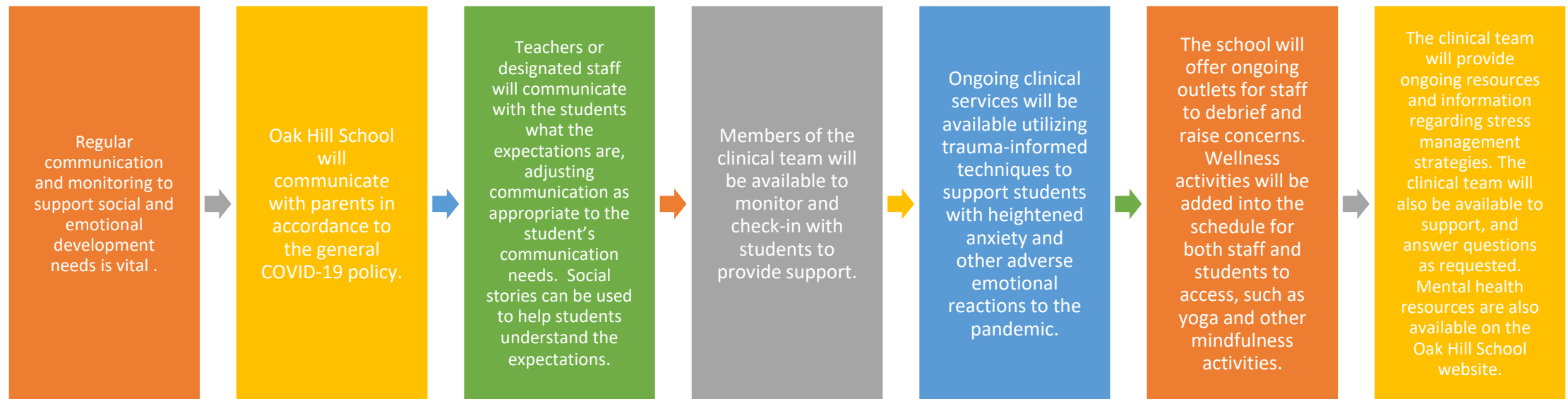
Support features such as visual cues and signage regarding COVID-19 expectations and procedures should be universal throughout the school.

Clinical Team Covid-19 Protocols-COVID-19 Impact on Behavior Management and Behavior Intervention Plans

Expectations on Social Distancing:

- All students will be encouraged to maintain minimum social distance of 3 feet from others.
- Environmental changes will be made in each classroom to support social distancing. Staff may use the following Physical/Psychological Management Techniques (PMT) - verbal redirection implied touch, prompts and guide-a-longs, to redirect students to their work areas. More restrictive techniques are not approved as they would necessarily require closer contact and could lead to behavioral concerns. If a student cannot be redirected with the approved technique, staff will redirect the other student to another area. Staff must document any instance of a student not engaging in social distancing after aforementioned PMT techniques.
- **Remember: Restrictive techniques are not approved solely to maintain social distancing.**

Clinical Team Covid-19 Protocols-Social/Emotional Needs and Supportive Culture



Clinical Team Covid-19 Protocols-Behavior Intervention Plan

COVID-19 Impact

The team must ensure that the BIP has clear and appropriate guidelines regarding supervision, flexibility in work expectations, and supportive practices.

The team must consider that previous behavior techniques may no longer be available or appropriate due to the current State and Federal restrictions.

In accordance with Oak Hill School Behavior Management policy, the Behavior Intervention Plan must be adjusted using data by the IDT as appropriate for all students.

In instances where these guidelines are deemed insufficient to meet the behavioral needs of the returning student, the IDT will meet to make necessary modification to the Behavior Intervention Plan.

Physical Psychological Management Training (PMT)- COVID-19 Impact

Oak Hill School philosophy, PMT principles, and State law require that physical restraints are used only in an emergency, when there is a significant risk of serious injury to the student or others.

If there is a need for physical restraint, staff must wear surgical masks, face shields, and gowns. These items must always be readily available.

The classroom will have a designated staff who will assist in providing these items to all staff participating in the physical restraint. Staff may also wear gloves as desired, however staff positioned at the students head may not wear gloves.


All staff in the classroom must be trained in PMT and be available to assist if needed for any PMT emergency.

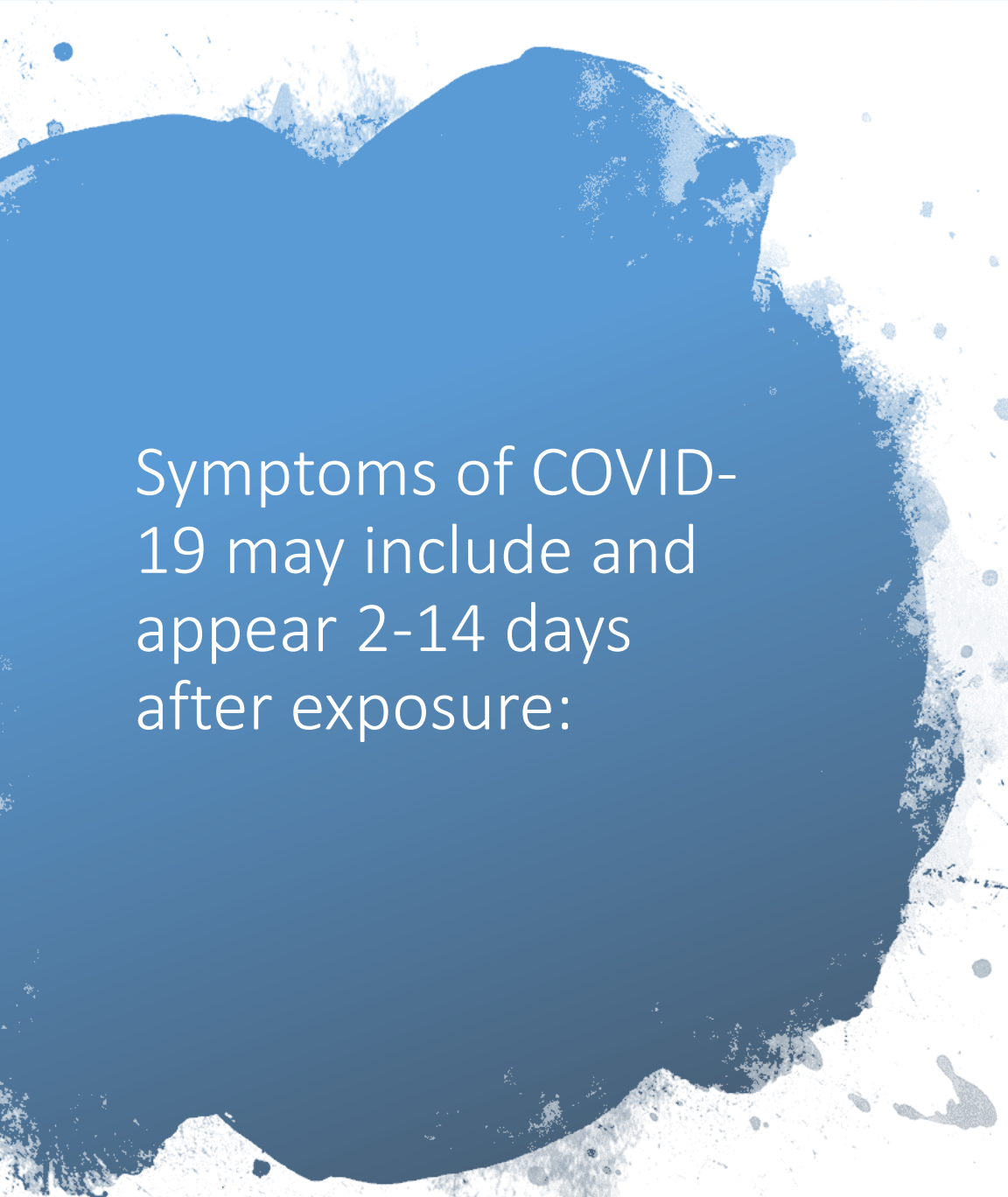
Following the restraint, the area where the restraint occurred must be disinfected in accordance with health guidelines.



Classroom In servicing

Staff will be informed and Inserviced on any changes in student BIPs. The in-services will include a focus on harm reduction as it relates to behavior management and the use of restorative practices to support our Oak Hill School family.





Symptoms of COVID-19 may include and appear 2-14 days after exposure:

Fever 100.4 or chills/repeated shaking

Cough

Shortness of breath or difficulty breathing

Fatigue

Muscle or body aches

Headache

New loss of taste or smell

Sore throat

Congestion or runny nose

Nausea or vomiting

Diarrhea

Temperature Checks for Students



All staff will be encouraged to use proactive strategies to support students in getting regular temperature checks as this is mandatory for in-person attendance.



This is done through a series of clinical recommendations such as:



ARC attunement and engagement



PBIS



Social Stories



Behavior Intervention Plans

Health Screening Protocol

All staff and students are required to be screened for any observable illness, including cough or respiratory distress or any COVID-19 symptoms. If any questions arise regarding health concerns or next steps, the nurse supervisor or designee will be consulted. All staff and students will have their temperature taken prior to entry into the classroom or building

Persons who have a **fever of 100.4 or above, and other signs of illness** are not permitted into the classroom. Encourage parents and staff to be on the alert for signs of illness and for students and employees to stay home when they are sick.

Students must never be left unattended in an isolation room.

Nurse or designated staff member will maintain social distancing as much as possible when performing a temperature screening. Whenever feasible, the screening will be performed in the lobby or entrance of the classroom or school.



Case Protocols and Notification

A confirmed case of Covid-19 in any student or staff member will be reported to the Department of Public Health. Confidentiality is maintained in accordance with FERPA and privacy expectations.

Oak Hill follows the Guidance put in place by the Connecticut Dept of Public Health & Connecticut State Dept of Education.



Screen and Stay

Oak Hill participates in the “Screen and Stay” initiative.

Screen and Stay has been developed to provide temporary immediate relief for families impacted by the frequent quarantine of unvaccinated or partially vaccinated students and staff due to COVID-19 exposures experienced in the school setting.

Oak Hill follows the guidance provided by Dept. of Education and Dept. of Health.

https://portal.ct.gov/-/media/SDE/Digest/2021-22/Screen-and-Stay-K12_Fall-2021_FINAL11052021.pdf



Travel Guidance; During the COVID-19 Pandemic



Oak Hill School is following current travel-related guidance from the Centers for Disease Control and Prevention (CDC) and the Connecticut Department of Public Health (CT DPH).

<https://portal.ct.gov/coronavirus/travel>

These supports may change based on future CDC guidance

Professional Development



All OHS employees have been enrolled in **“Oak Hill School COVID Preparedness Plan 2021-2022”** in the RELIAS LMS.

Some courses will require in-person skills check in each classroom.



Systems to communicate the most up to date policies and protocols related to the considerations herein, for staff, students, and families are located on our website. All COVID-19 information is listed on Oak Hill School's home page where the entire plan is posted with all, up to date, relevant policies and protocols.

Website <https://oakhillschool.oakhillct.org/>